

Every AST switch comes sealed as a standard.

Our motor is mounted inside the aluminum switch head between 2 seals so no moisture can penetrate.

AST switches are pressure tested under water and in an environmental chamber from -40°C to +75°C.

For extreme weather conditions, we offer a "Weather Cap" to protect the manual override from the harsh environment. The switch remains sealed even after the cap is removed.

All AST switches are RoHS compliant.



SPECIFICATIONS

ELECTRICAL

Operating frequency: 10.0 - 15.0 GHz
Return loss: 28dB min (VSWR 1.083:1)
Isolation: 70dB min
Insertion loss: .05dB max
Power handling: 5kW CW
Driving voltage: DC or AC (manual control available)
C-form contacts: optional
Inhibit contacts: optional (open before VSWR exceeds 1.3:1)
Switching time: 80 msec max
Power connector: 6,10,12,15,19-pin MS type or 9-pin D-sub

MECHANICAL

Waveguide size: WR75
Flange: Refer to flange options
Pressure: 20 psi (including driver)
Material: 80% aluminum
Finish: Luster-On on waveguide, anodize on driver
Weight: .500 kg

ENVIRONMENTAL

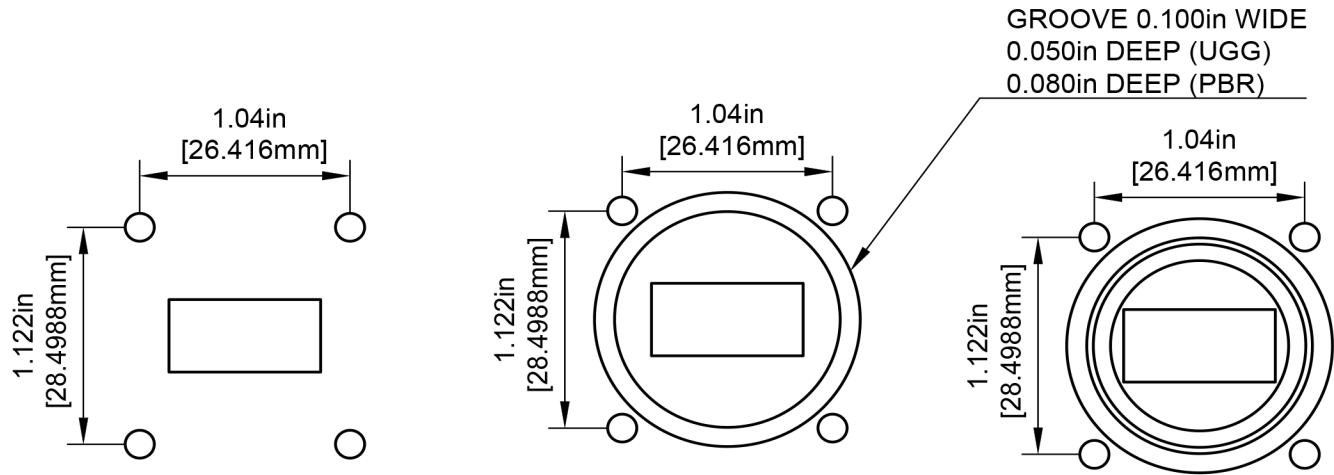
Operating temp: -40°C to +75°C
Non-operating temperature: -50°C to +100°C
Humidity: 100%
Ingress protection rating: IP68
Shock & vibration: Standard shipping

FLANGE OPTIONS

- UGF
- UBR
- UGG
- PBR
- Choke
- CPRF
- CPRFM (metric)
- CPRG
- CPRGM (metric)
- PDR
- PDRM (metric)

WR75 WAVEGUIDE: I.D. 0.750in (19.05mm) X 0.375in (9.525mm) / O.D. 0.850in (21.59mm) X 0.475in (12.065mm)

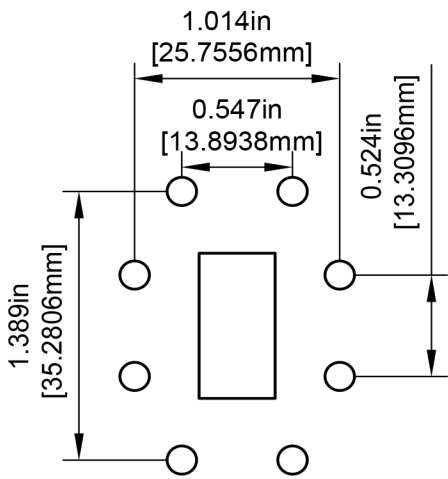
ALL SWITCH FLANGE HOLES ARE 6-32 or M4 X 0.250in (6.34mm) DEEP



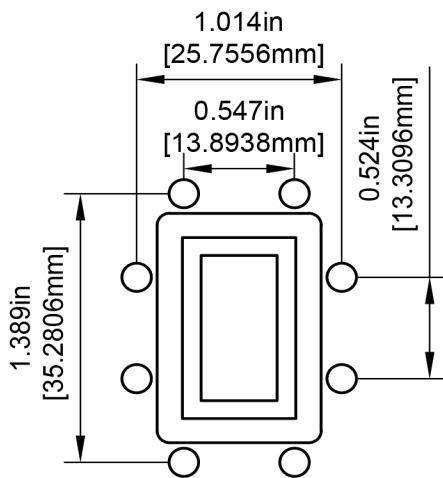
WR75 COVER (UGF OR UBR)
ORDER CODE AST75F or
AST75FM (metric)

WR75 GROOVE (UGG OR PBR)
ORDER CODE AST75G or
AST75GM (metric)

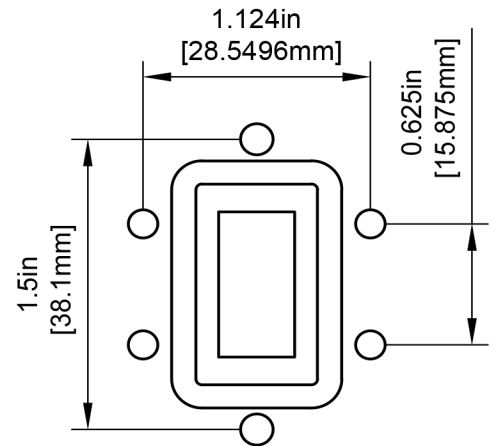
WR75 CHOKE
ORDER CODE AST75C
or AST75CM (metric)



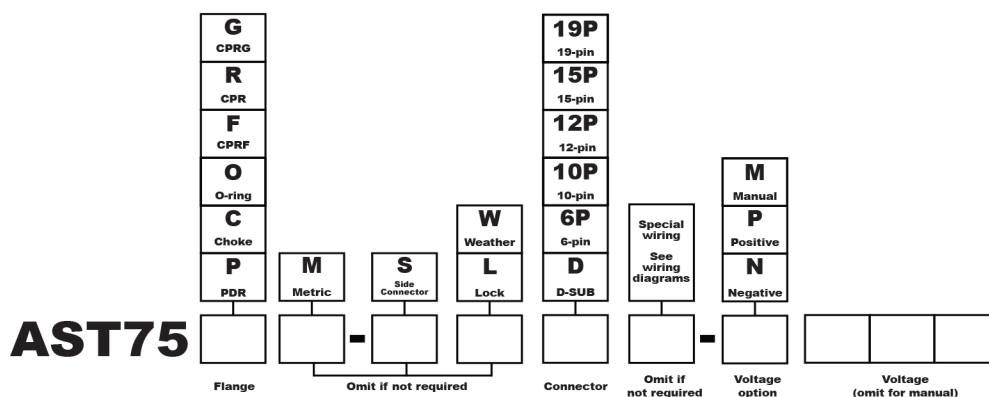
WR75 CPR (CPRF OR CPRFM)
ORDER CODE AST75R or
AST75RM (metric)

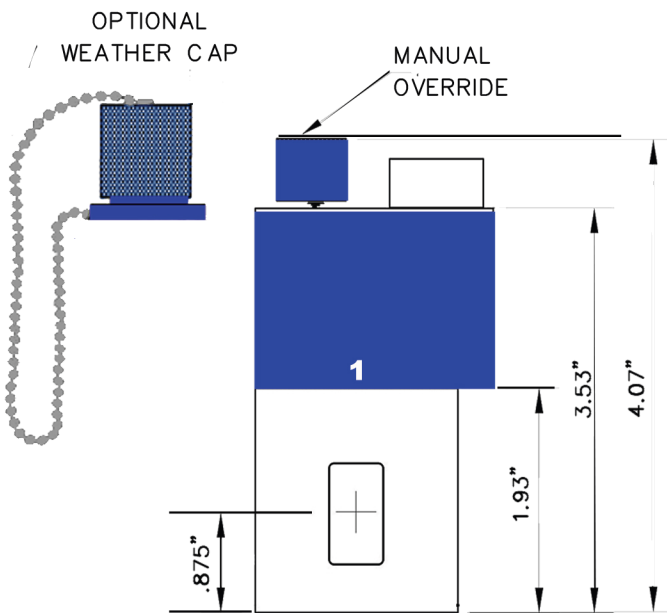
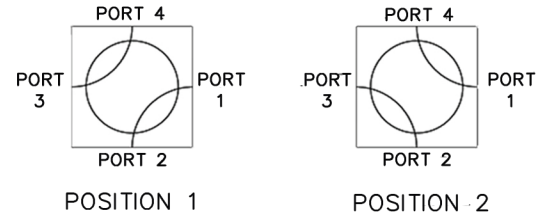
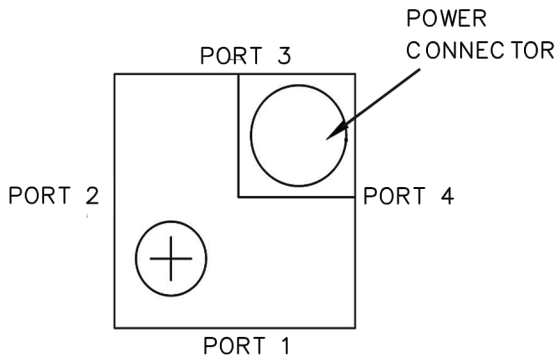


WR75 CPR (CPRG OR CPRGM)
ORDER CODE AST75G or
AST75GM (metric)



WR75 PDR (PDR OR PDRM)
ORDER CODE AST75P or
AST75PM (metric)

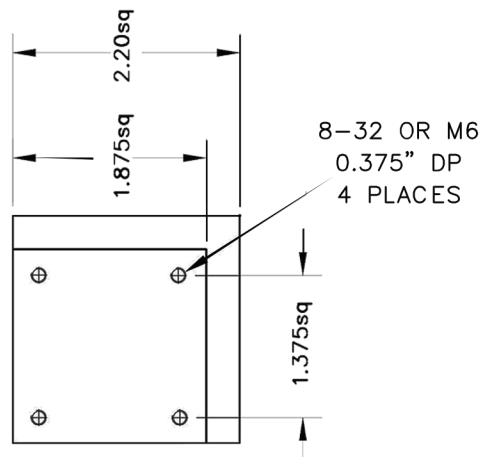




WR75 WAVEGUIDE SWITCH
W/LARGE DRIVER (19P CONNECTOR)



WR75 WAVEGUIDE SWITCH
W/SMALL DRIVER (10P & 6P CONNECTOR)



WR75 WAVEGUIDE SWITCH
W/SMALL DRIVER & WEATHER CAP